




2021 Class Profile* Canadian Law in a Global Context

62 STUDENTS

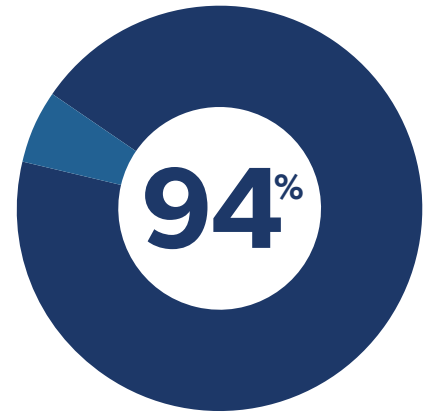


GENDER SPLIT 24 M 38 F

6%
NEW TO LAW



AVERAGE
YEARS
OF WORK
EXPERIENCE



94%

HOLD A LAW DEGREE

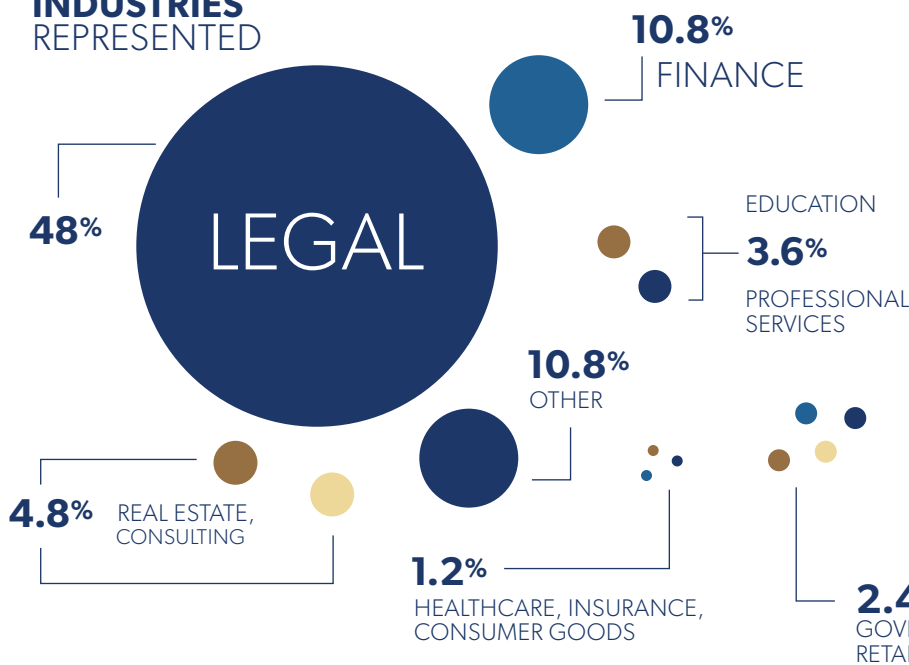
GRADUATE DEGREES HELD



63% Currently earning first graduate degree
37% Hold at least one graduate degree

LAW BUSINESS COMMERCE
ENGINEERING SCIENCE ARTS

INDUSTRIES REPRESENTED



TITLES HELD

- › ACCOUNTANT
- › BUSINESS ANALYST
- › CHIEF COMPLIANCE OFFICER
- › CONSULTANT
- › DIPLOMAT
- › LAW CLERK
- › LAWYER
- › LEGAL ASSISTANT
- › LEGAL CONSULTANT
- › LICENSED PARALEGAL
- › SENIOR CONTRACTS SPECIALIST

*Percentage calculations based on survey respondents:
62 out of 69 students enrolled in the Canadian Law concentration.