

Global Professional LLM: Class Profile of 2018

85
students

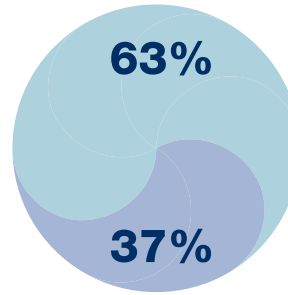


41
Female

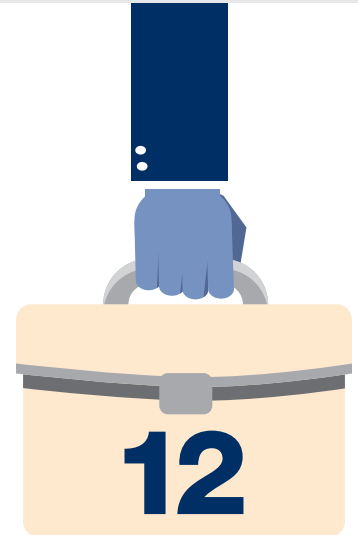


44
Male

New to Law




Law Degree



12

Average years
of work experience

BUSINESS
COMMERCE
PHYSICAL SCIENCE
LAW
SOCIAL SCIENCE
ARTS



- ▶ Hold two or more graduate degrees
- ▶ Currently earning first graduate degree
- ▶ Hold at least one graduate degree

Graduate Degrees Held

Industries Represented

Legal	33%
Financial Services	17%
Consulting/Professional Services	14%
Technology/Energy/Natural Resources	12%
Other	8%
Government/Education/Public Policy	6%
Real Estate/Healthcare	6%
Consumer Goods/Retail	4%

